

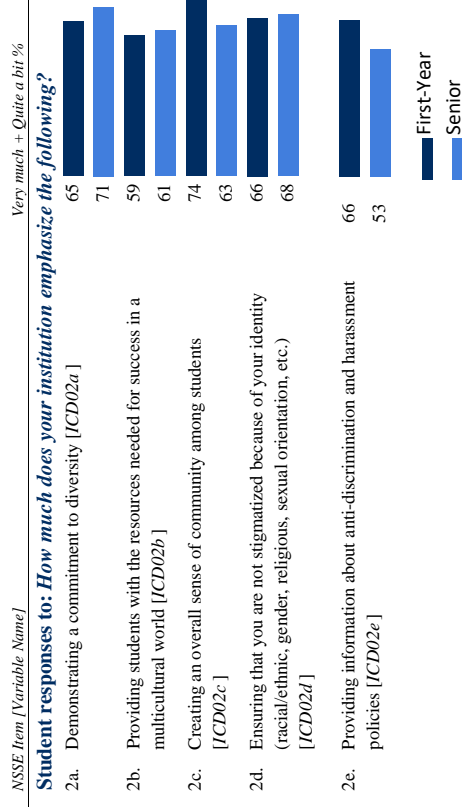
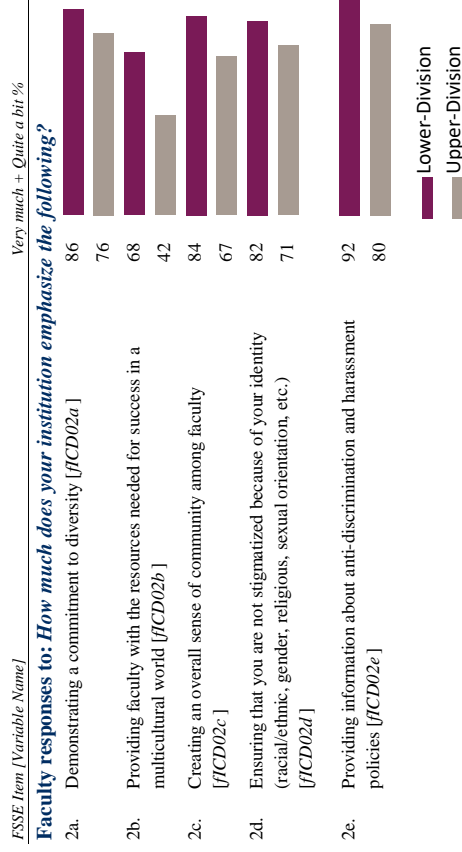
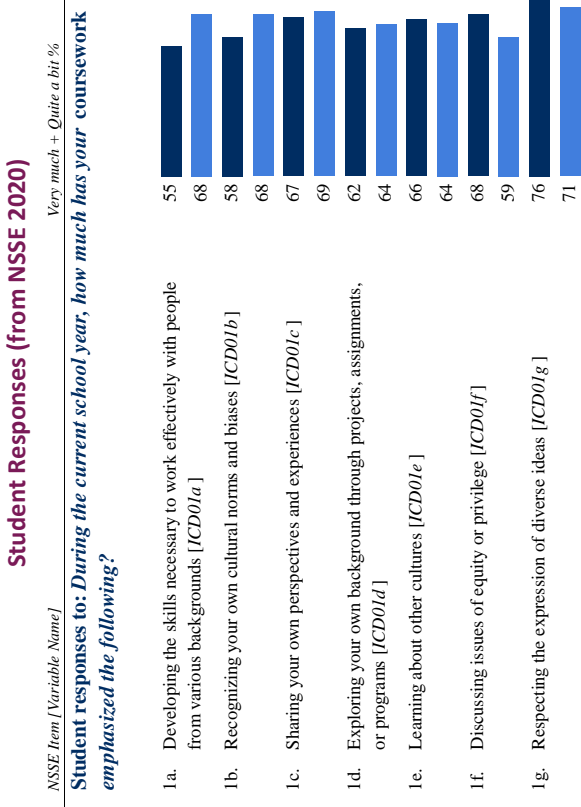
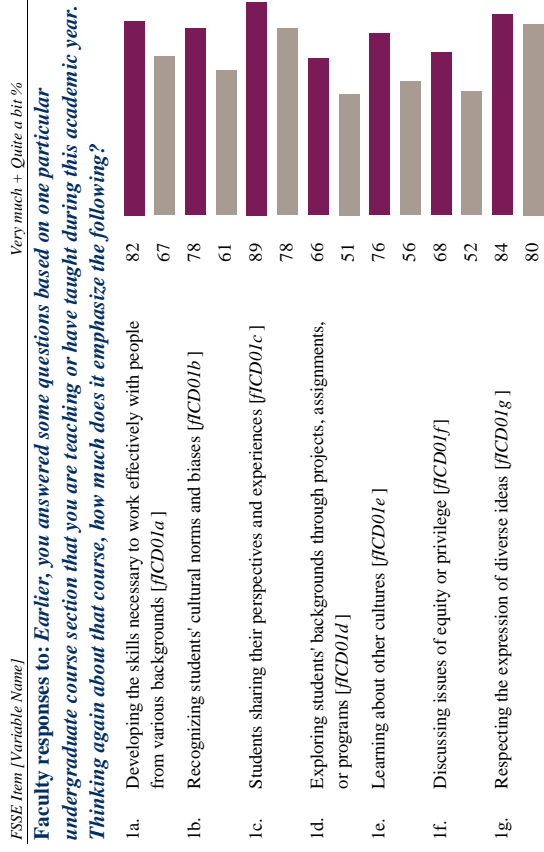


---

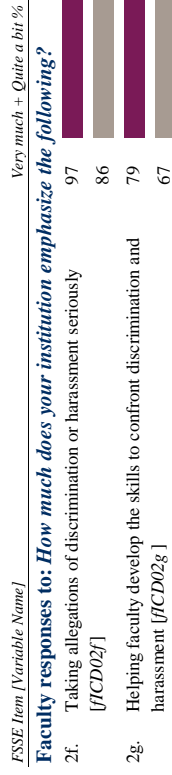
**FSSE 2020**  
**Inclusiveness & Engagement with Diversity**  
**Topical Module**  
Brenau University

---

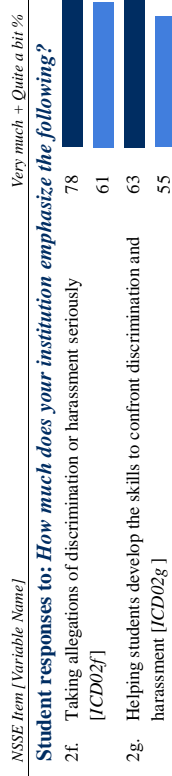
### Faculty Responses



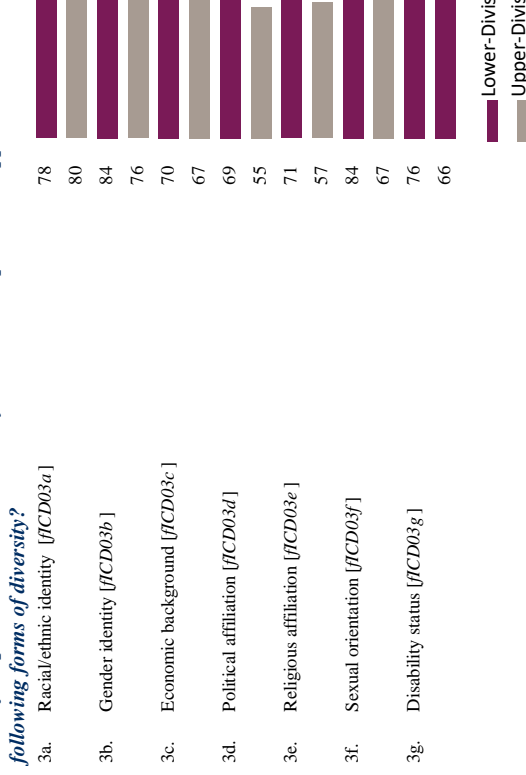
### Faculty Responses



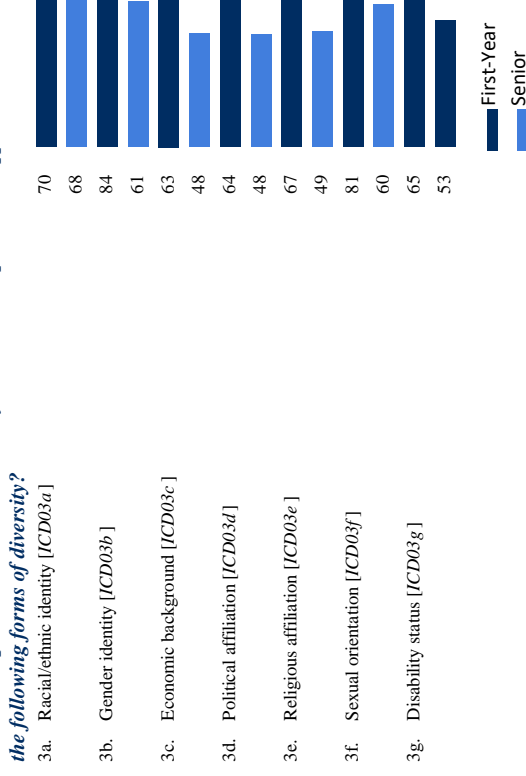
### Student Responses (from NSSE 2020)



### Faculty Responses to: How much does your institution provide a supportive environment for the following forms of diversity?



### Student Responses to: How much does your institution provide a supportive environment for the following forms of diversity?



			Lower Division		Upper Division		Total	
Var. Name	Response Options	Count	%	Count	%	Count	%	
<b>1. Earlier, you answered some questions based on one particular undergraduate course section that you are teaching or have taught during this academic year. Thinking again about that course, how much does it emphasize the following? On the core FSSE survey, respondent must answer "Yes" to #7 (that they teach an undergraduate course) to receive the items in #1 in this item set.</b>								
a. Developing the skills necessary to work effectively with people from various backgrounds	fICD01a	Very little	2	5	7	14	9	10
		Some	5	13	10	20	15	17
		Quite a bit	13	34	14	27	27	30
		Very much	18	47	20	39	38	43
		Total	38	100	51	100	89	100
b. Recognizing students' cultural norms and biases	fICD01b	Very little	3	8	6	12	9	10
		Some	5	14	14	27	19	22
		Quite a bit	13	35	14	27	27	31
		Very much	16	43	17	33	33	38
		Total	37	100	51	100	88	100
c. Students sharing their perspectives and experiences	fICD01c	Very little	1	3	4	8	5	6
		Some	3	8	7	14	10	11
		Quite a bit	11	29	21	41	32	36
		Very much	23	61	19	37	42	47
		Total	38	100	51	100	89	100
d. Exploring students' backgrounds through projects, assignments, or programs	fICD01d	Very little	3	8	9	18	12	13
		Some	10	26	16	31	26	29
		Quite a bit	12	32	15	29	27	30
		Very much	13	34	11	22	24	27
		Total	38	100	51	100	89	100
e. Learning about other cultures	fICD01e	Very little	4	11	10	20	14	16
		Some	5	13	12	24	17	19
		Quite a bit	11	29	13	26	24	27
		Very much	18	47	15	30	33	38
		Total	38	100	50	100	88	100
f. Discussing issues of equity or privilege	fICD01f	Very little	6	16	13	26	19	22
		Some	6	16	11	22	17	19
		Quite a bit	13	34	11	22	24	27
		Very much	13	34	15	30	28	32
		Total	38	100	50	100	88	100
g. Respecting the expression of diverse ideas	fICD01g	Very little	3	8	6	12	9	10
		Some	3	8	4	8	7	8
		Quite a bit	13	34	22	43	35	39
		Very much	19	50	19	37	38	43
		Total	38	100	51	100	89	100
<b>2. How much does your institution emphasize the following?</b>								
a. Demonstrating a commitment to diversity	fICD02a	Very little	1	3	1	2	2	2
		Some	4	11	11	22	15	17
		Quite a bit	14	38	22	43	36	41
		Very much	18	49	17	33	35	40
		Total	37	100	51	100	88	100
b. Providing faculty with the resources needed for success in a multicultural world	fICD02b	Very little	2	5	11	22	13	15
		Some	10	26	18	36	28	32
		Quite a bit	15	39	15	30	30	34
		Very much	11	29	6	12	17	19
		Total	38	100	50	100	88	100
c. Creating an overall sense of community among faculty	fICD02c	Very little	2	5	4	8	6	7
		Some	4	11	13	25	17	19
		Quite a bit	17	46	22	43	39	44
		Very much	14	38	12	24	26	30
		Total	37	100	51	100	88	100

	Var. Name	Response Options	Lower Division		Upper Division		Total	
			Count	%	Count	%	Count	%
d. Ensuring that you are not stigmatized because of your identity (racial/ethnic, gender, religious, sexual orientation, etc.)	fICD02d	Very little	0	0	2	4	2	2
		Some	7	18	12	24	19	22
		Quite a bit	14	37	20	41	34	39
		Very much	17	45	15	31	32	37
		Total	38	100	49	100	87	100
e. Providing information about anti-discrimination and harassment policies	fICD02e	Very little	0	0	2	4	2	2
		Some	3	8	8	16	11	12
		Quite a bit	13	34	16	31	29	33
		Very much	22	58	25	49	47	53
		Total	38	100	51	100	89	100
f. Taking allegations of discrimination or harassment seriously	fICD02f	Very little	0	0	2	4	2	2
		Some	1	3	5	10	6	7
		Quite a bit	10	26	17	33	27	30
		Very much	27	71	27	53	54	61
		Total	38	100	51	100	89	100
g. Helping faculty develop the skills to confront discrimination and harassment	fICD02g	Very little	1	3	4	8	5	6
		Some	7	18	13	25	20	22
		Quite a bit	10	26	14	27	24	27
		Very much	20	53	20	39	40	45
		Total	38	100	51	100	89	100
<b>3. How much does your institution provide a supportive environment for the following forms of diversity?</b>								
a. Racial/ethnic identity	fICD03a	Very little	1	3	0	0	1	1
		Some	7	19	10	20	17	20
		Quite a bit	11	30	12	24	23	26
		Very much	18	49	28	56	46	53
		Total	37	100	50	100	87	100
b. Gender identity	fICD03b	Very little	1	3	1	2	2	2
		Some	5	14	11	22	16	19
		Quite a bit	11	30	14	29	25	29
		Very much	20	54	23	47	43	50
		Total	37	100	49	100	86	100
c. Economic background	fICD03c	Very little	2	5	1	2	3	3
		Some	9	24	15	31	24	28
		Quite a bit	11	30	13	27	24	28
		Very much	15	41	20	41	35	41
		Total	37	100	49	100	86	100
d. Political affiliation	fICD03d	Very little	3	9	8	16	11	13
		Some	8	23	14	29	22	26
		Quite a bit	10	29	11	22	21	25
		Very much	14	40	16	33	30	36
		Total	35	100	49	100	84	100
e. Religious affiliation	fICD03e	Very little	3	9	6	12	9	11
		Some	7	20	15	31	22	26
		Quite a bit	10	29	11	22	21	25
		Very much	15	43	17	35	32	38
		Total	35	100	49	100	84	100
f. Sexual orientation	fICD03f	Very little	2	5	3	6	5	6
		Some	4	11	13	27	17	20
		Quite a bit	12	32	13	27	25	29
		Very much	19	51	20	41	39	45
		Total	37	100	49	100	86	100
g. Disability status	fICD03g	Very little	3	8	2	4	5	6
		Some	6	16	15	30	21	24
		Quite a bit	9	24	13	26	22	25
		Very much	19	51	20	40	39	45
		Total	37	100	50	100	87	100