



---

# FSSE-NSSE

## Combined Report 2022

Brenau University

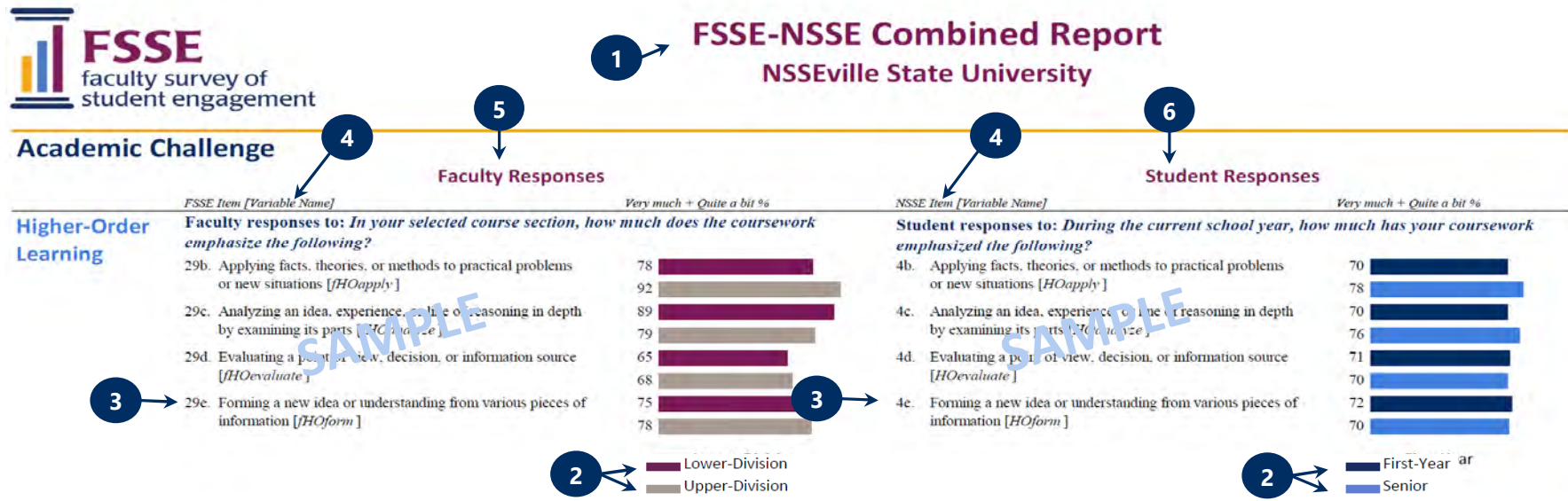
---

# FSSE-NSSE Combined Report 2022

## About This Report

The display below highlights details in the *FSSE-NSSE Combined Report* that are important to keep in mind when interpreting your results. For more information about the survey, please visit our website ([fsse.indiana.edu](https://fsse.indiana.edu)) or contact a member of the FSSE team.

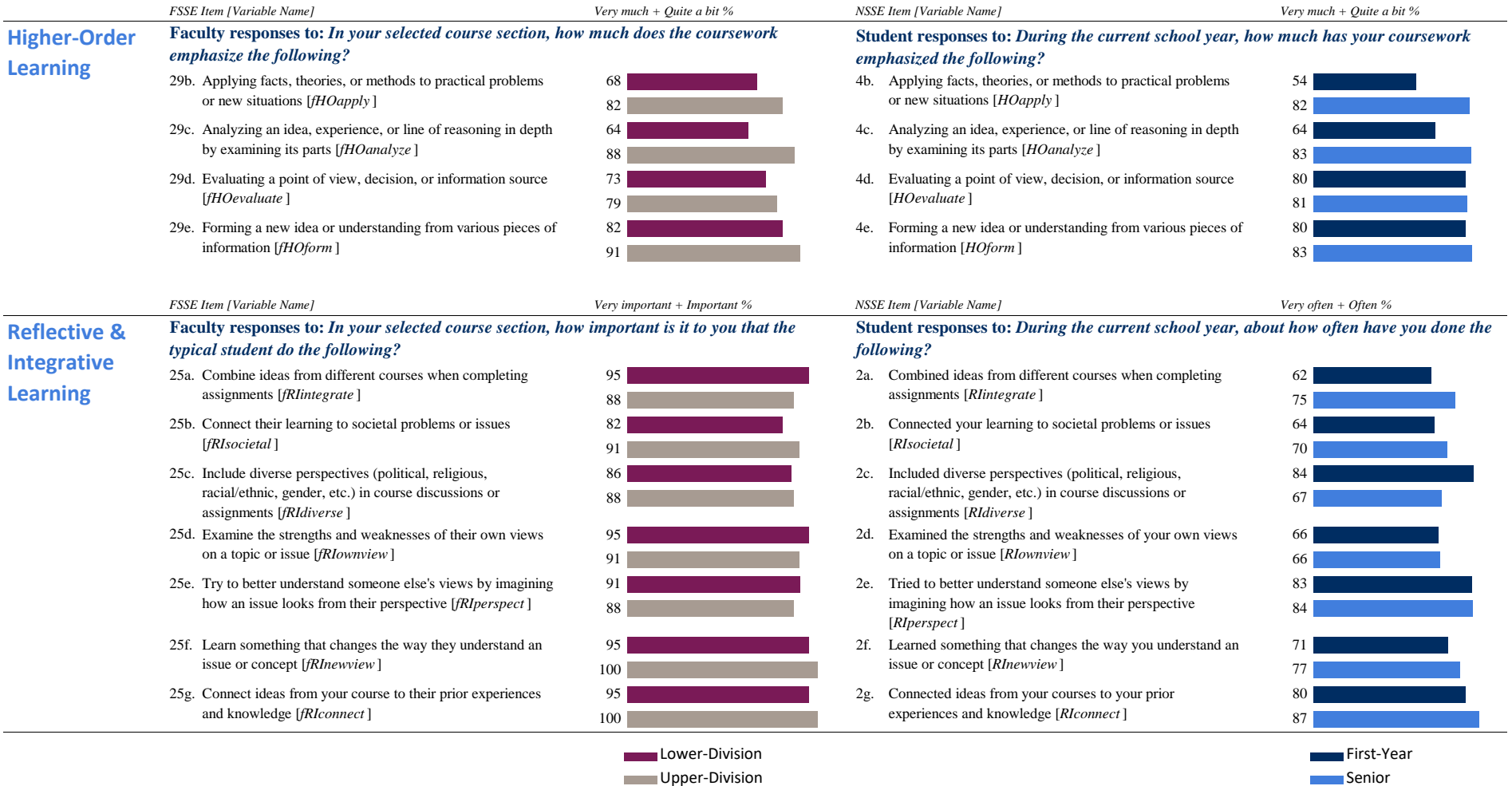
- Sample:** The *FSSE-NSSE Combined Report* shows responses from both students and faculty at your institution who completed NSSE and FSSE. This report contains responses from faculty who responded to the survey based on their experiences teaching either a lower- or upper-division course. Data from faculty who responded based on another type of course or who did not report a course level are not included in this report. All student responses are based on information from all randomly selected or census-administered students at your institution.
- Class level:** Frequency distributions are reported separately for faculty who report teaching lower-division or upper-division courses. Student responses are reported separately for first-year students and seniors as reported by your institution.
- Item numbers:** Item numbering corresponds to the survey facsimiles included in your *Institutional Report* and available on the NSSE and FSSE websites.
- Item wording and variable names:** Survey items are worded as they appear on the instrument. Variable names are included for easy reference to your data file, codebook, and other reports.
- Faculty responses:** The percentage of faculty who selected the indicated response categories. To match the response categories provided on the FSSE instrument, this column heading varies throughout the report.
- Student responses:** The percentage of students who selected the indicated response categories. To match the response categories provided on the NSSE instrument, this column heading varies throughout the report. The distribution of student responses match those in your *NSSE Frequencies and Statistical Comparisons* report.



### Academic Challenge

#### Faculty Responses

#### Student Responses (from NSSE 2022)



### Academic Challenge (continued)

#### Faculty Responses

#### Student Responses (from NSSE 2022)

	FSSE Item [Variable Name]	Very much + Quite a bit %		NSSE Item [Variable Name]	Very often + Often %
<b>Learning Strategies</b>	<b>Faculty responses to: In your selected course section, how much do you encourage students to do the following?</b>		<b>Student responses to: During the current school year, about how often have you done the following?</b>		
	27e. Identify key information from reading assignments [fLSreading]	64	82	9a. Identified key information from reading assignments [LSreading]	74
	27f. Review notes after class [fLSnotes]	45	45	9b. Reviewed your notes after class [LSnotes]	63
	27g. Summarize what has been learned from class or from course materials [fLSsummary]	67	73	9c. Summarized what you learned in class or from course materials [LSsummary]	61
<b>Quantitative Reasoning</b>	<b>Faculty responses to: In your selected course section, how important is it to you that the typical student do the following?</b>		<b>Student responses to: During the current school year, about how often have you done the following?</b>		
	24b. Reach conclusions based on their own analysis of numerical information (numbers, graphs, statistics, etc.) [fQRconclude]	55	63	6a. Reached conclusions based on your own analysis of numerical information (numbers, graphs, statistics, etc.) [QRconclude]	57
	24c. Use numerical information to examine a real-world problem or issue (unemployment, climate change, public health, etc.) [fQRproblem]	68	59	6b. Used numerical information to examine a real-world problem or issue (unemployment, climate change, public health, etc.) [QRproblem]	52
	24d. Evaluate what others have concluded from numerical information [fQRevaluate]	64	59	6c. Evaluated what others have concluded from numerical information [QRevaluate]	43
<b>Additional Academic Challenge Items</b>	<b>Faculty responses to: How important is it to you that your institution increase its emphasis on each of the following?</b>		<b>Student responses to: How much does your institution emphasize the following?</b>		
	2a. Students spending significant amounts of time studying and on academic work [fempstudy]	87	73	14a. Spending significant amounts of time studying and on academic work [empstudy]	87
	23. In your selected course section, to what extent do you think the typical student does their best work? [fchallenge]	43	78	10. During the current school year, to what extent have your courses challenged you to do your best work? [challenge]	48

Note. Response options ranged from 1=Not at all to 7=Very much; High challenge (6 or 7).

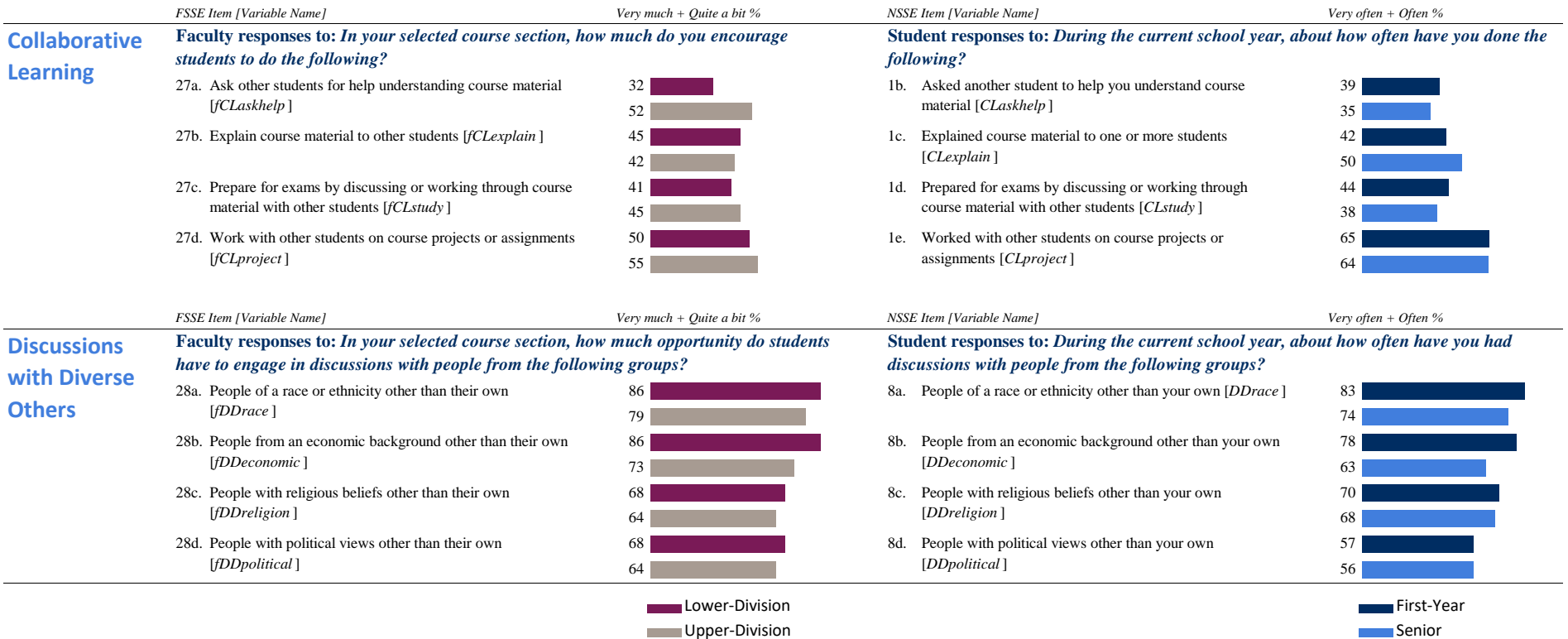
Lower-Division  
 Upper-Division

First-Year  
 Senior

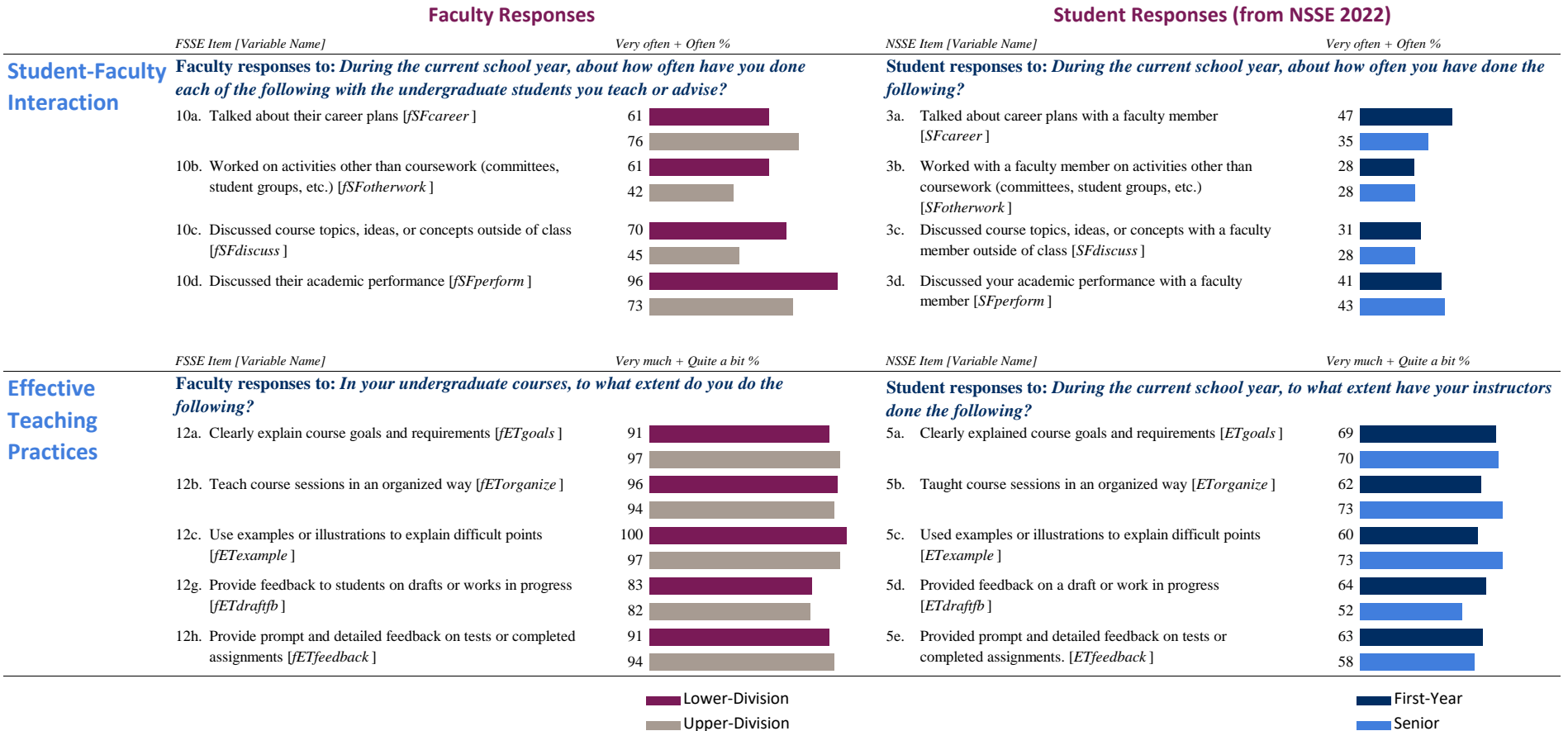
### Learning with Peers

#### Faculty Responses

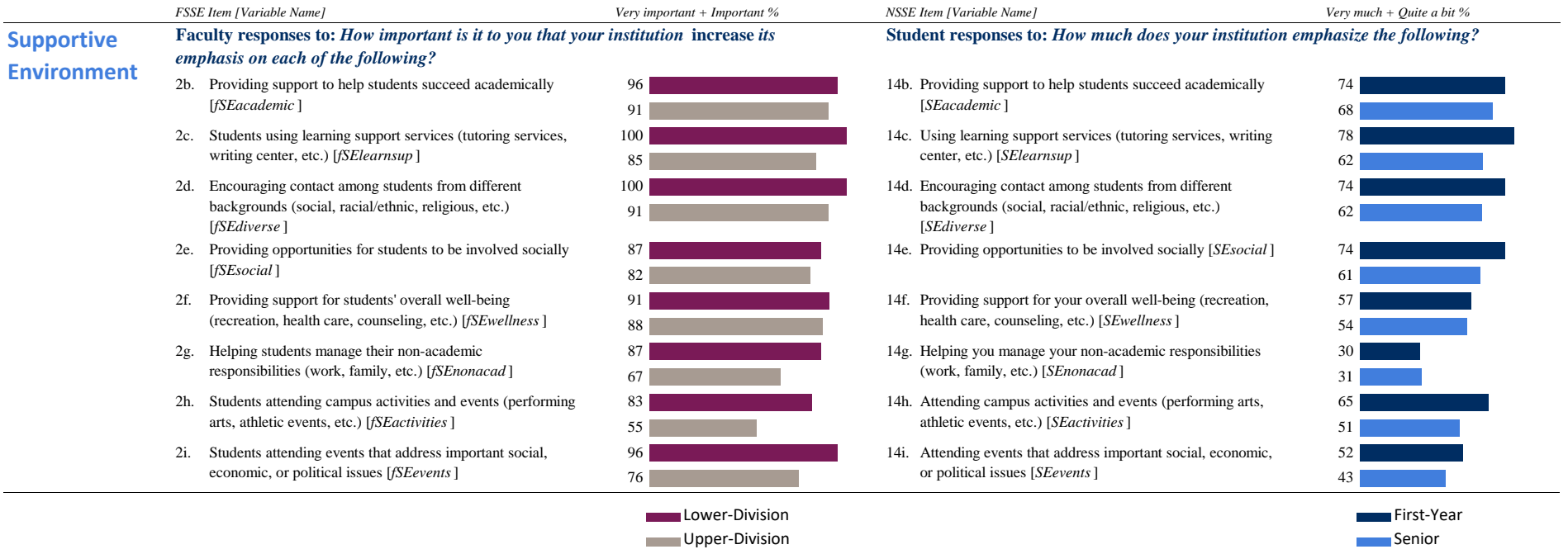
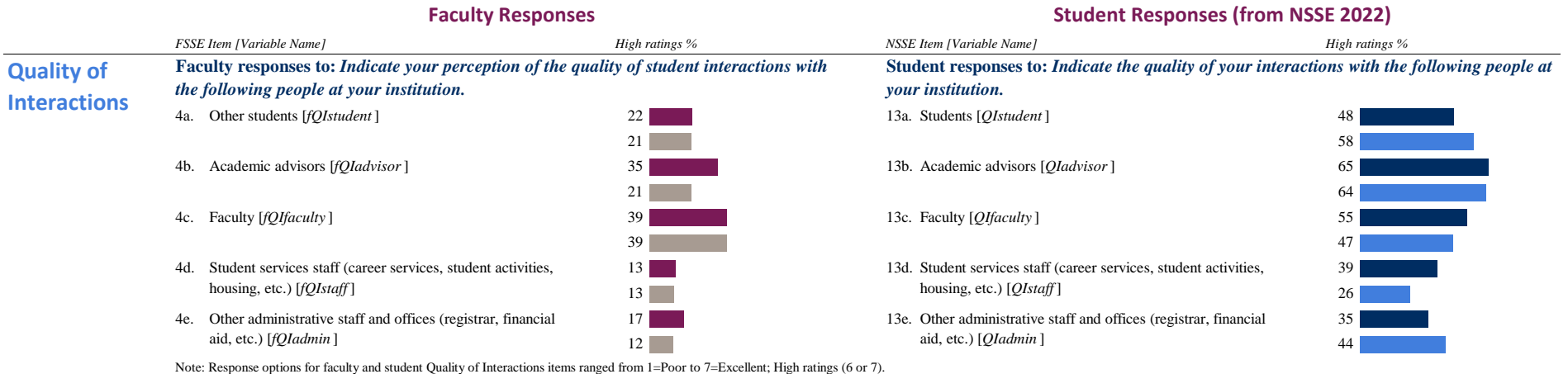
#### Student Responses (from NSSE 2022)



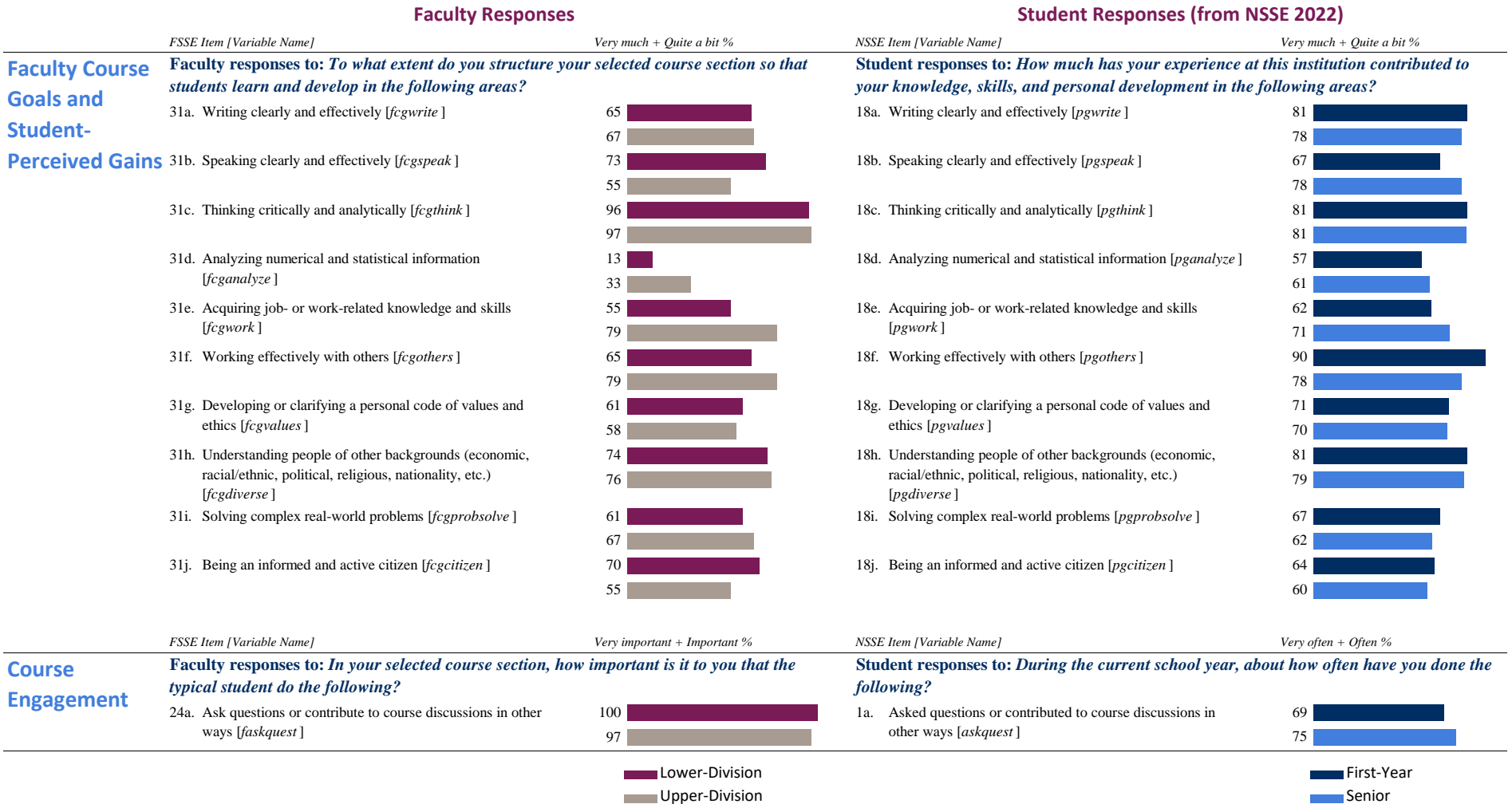
### Experiences with Faculty



### Campus Environment

































### Additional Engagement Items





### Additional Engagement Items (continued)

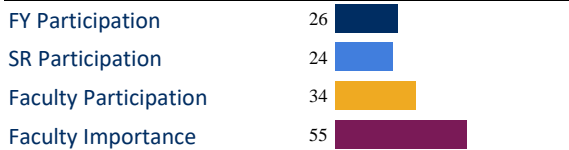
		Faculty Responses		Student Responses (from NSSE 2022)	
Student Leadership	<i>FSSE Item [Variable Name]</i>	<i>Very important + Important %</i>		<i>NSSE Item [Variable Name]</i>	<i>Done or in progress %</i>
	<b>Faculty responses to: How important is it to you that undergraduates at your institution do the following before they graduate?</b>			<b>Student responses to: Which of the following have you done while in college or do you plan to do before you graduate?</b>	
	1b. Hold a formal leadership role in a student organization or group [ <i>fleader</i> ]	65		11b. Hold a formal leadership role in a student organization or group [ <i>leader</i> ]	48 44
		45			
Memorization	<i>FSSE Item [Variable Name]</i>	<i>Very much + Quite a bit %</i>		<i>NSSE Item [Variable Name]</i>	<i>Very much + Quite a bit %</i>
	<b>Faculty responses to: In your selected course section, how much does the coursework emphasize the following?</b>			<b>Student responses to: During the current school year, how much has your coursework emphasized the following?</b>	
	29a. Memorizing course material [ <i>fmemorize</i> ]	23		4a. Memorizing course material [ <i>memorize</i> ]	68 62
		21			
Time Spent by Students	<i>FSSE Item [Variable Name]</i>	<i>16 or more hours %</i>		<i>NSSE Item [Variable Name]</i>	<i>16 or more hours %</i>
	<b>Faculty responses to: In an average 7-day week, about how many hours do you think the typical student in your selected course section spends doing each of the following?</b>			<b>Student responses to: About how many hours do you spend in a typical 7-day week doing the following?</b>	
	22a. Preparing for class (studying, reading, writing, doing homework or lab work, analyzing data, rehearsing, and other academic activities) [ <i>fmpprep</i> ]	4		16a. Preparing for class (studying, reading, writing, doing homework or lab work, analyzing data, rehearsing, and other academic activities) [ <i>tmpprep</i> ]	43 48
		12			
	22b. Participating in co-curricular activities (organizations, campus publications, student government, fraternity or sorority, intercollegiate or intramural sports, etc.) [ <i>fmccocurr</i> ]	13		16b. Participating in co-curricular activities (organizations, campus publications, student government, fraternity or sorority, intercollegiate or intramural sports, etc.) [ <i>tmccocurr</i> ]	10 17
		3			
	22c. Working for pay <b>on campus</b> [ <i>fmworkon</i> ]	0		16c. Working for pay <b>on campus</b> [ <i>tmworkon</i> ]	0 5
		6			
	22d. Working for pay <b>off campus</b> [ <i>fmworkoff</i> ]	43		16d. Working for pay <b>off campus</b> [ <i>tmworkoff</i> ]	19 40
		47			
	22e. Doing community service or volunteer work [ <i>fmsservice</i> ]	0		16e. Doing community service or volunteer work [ <i>tmsservice</i> ]	0 4
		0			
	22f. Relaxing and socializing (time with friends, video games, TV or videos, keeping up with friends online, etc.) [ <i>fmrelax</i> ]	39		16f. Relaxing and socializing (time with friends, video games, TV or videos, keeping up with friends online, etc.) [ <i>tmrelax</i> ]	10 5
		16			
	22g. Providing care for dependents (children, parents, etc.) [ <i>fmcare</i> ]	14		16g. Providing care for dependents (children, parents, etc.) [ <i>tmcare</i> ]	5 26
		25			
	22h. Commuting to campus (driving, walking, etc.) [ <i>fmcommute</i> ]	0		16h. Commuting to campus (driving, walking, etc.) [ <i>tmcommute</i> ]	14 1
		0			

Lower-Division  
 Upper-Division

First-Year  
 Senior

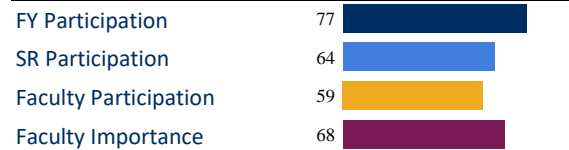
### High-Impact Practices

#### Learning Community



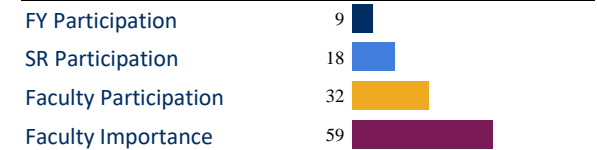
NSSE variable: 11c *learncom*; FSSE variables: 1c *flearncom*, 8b *fdlearncom*

#### Service-Learning



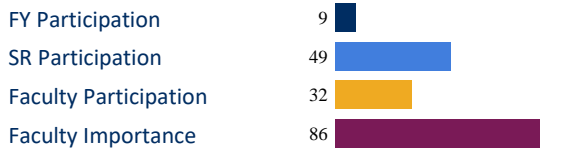
NSSE variable: 12 *servcourse*; FSSE variables: 1g *fservice*, 11 *fservcourse*

#### Research with Faculty



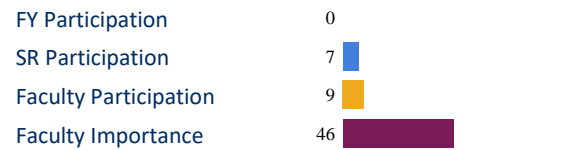
NSSE variable: 11e *research*; FSSE variables: 1e *fresearch*, 8d *fdresearch20*

#### Internship or Field Experience



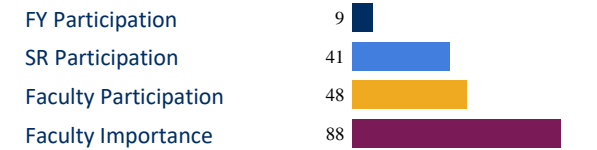
NSSE variable: 11a *intern*; FSSE variables: 1a *fintern*, 8a *fdintern20*

#### Study Abroad



NSSE variable: 11d *abroad*; FSSE variables: 1d *fabroad*, 8c *fdabroad*

#### Senior Culminating Experience



NSSE variable: 11f *capstone*; FSSE variables: 1f *fcapstone*, 8e *fdcapstone*

#### FY/SR Participation

The "FY Participation" and "SR Participation" figures display the percentage of first-years and seniors who have participated in the particular High-Impact Practice. Percentages represent the proportion of students responding "Done or in Progress" except for service-learning which is the percentage who responded that at least "Some" courses included a community-based project.

#### Faculty Participation

The "Faculty Participation" figures display the percentage of your faculty who participate in these High-Impact Practices in a typical week. For Service-Learning, this represents the percentage of faculty responding that at least "Some" of their courses include a service-learning component. For the remaining experiences, this represents the percentage of faculty responding "Yes" to participating in the given activity during the current school year.

#### Faculty Importance

The "Faculty Importance" figures display the percentage of your faculty who believed it was "Very important" or "Important" for undergraduates at your institution to participate in the particular High-Impact Practice before they graduate.